
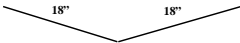
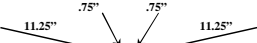
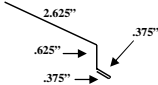

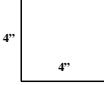
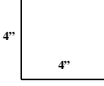
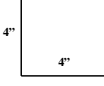



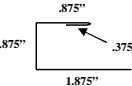
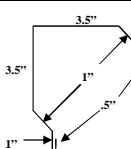
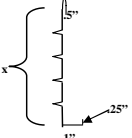

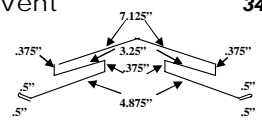
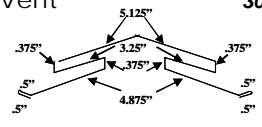
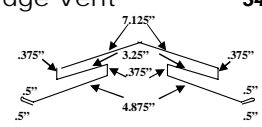
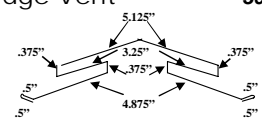
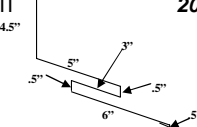
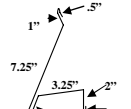


Item Description Model #	Girth (In.)	Gauge
"GG" = Gauge of material & "C" = Colour		
24" Valley Flashing A-VAL24-GG-C	24	30 28 26 24
		
36" Valley Flashing A-VAL36-GG-C	36	30 28 26 24
		
24" W-Valley Flashing A-WVAL24-GG-C	24	30 28 26 24
		
Eave Flashing - 3" x 1" A-EAVE-GG-C	4	30 28 26 24
		
9" Step Flashing - 4" x 4" A-STEP4-9-GG-C	8	30 28 26 24
		
12" Step Flashing - 4" x 4" A-STEP4-12-GG-C	8	30 28 26 24
		
13" Step Flashing - 4" x 4" A-STEP4-13-GG-C	8	30 28 26 24
		
14" Step Flashing - 4" x 4" A-STEP4-14-GG-C	8	30 28 26 24
		
9" Step Flashing - 6" x 6" A-STEP6-9-GG-C	12	30 28 26 24
		
12" Step Flashing - 6" x 6" A-STEP6-12-GG-C	12	30 28 26 24
		
Back Pan - 3' 4"	24	30

Item Description Model #		Girth (In.)	Gauge
A-BP3-GG-C			28 26 24
Back Pan - 5'		24	30
A-BP5-GG-C			28 26 24
Back Pan - 10'		24	30
A-BP10-GG-C			28 26 24
Wall Flashing - 4-1/2" x 4"		9	30
A-WALL-GG-C			28 26 24
Skylight Counterflashing 1" x 3"		4.5	30
A-SKY-GG-C			28 26 24
Double Drip Flashing		6	30
A-DDRIP-GG-C			28 26 24
Endwall Flashing		9.5	30
A-END-GG-C			28 26 24
Hip Flashing		16	30
A-HIP-GG-C			28 26 24
Transition Flashing		16	30
A-TRANS-GG-C			28 26 24
Counter Flashing		7.5	30
A-COUNT-GG-C			28 26 24
Gravel Stop		9.5	30
A-GRAV-GG-C			28

Item Description Model #	Girth (In.)	Gauge
		26 24
Jay Trim A-JAY-GG-C	4	30 28 26 24
		
Corner A-CORN-GG-C	12	30 28 26 24
		
Fascia w/Ribs A-FAS-R-GG-C	12	30 28 26 24
		
Deckpans A-DECK-GG-C	24	30 28 26 24
		
Perforated Ridge Vent A-PRIDGE-GG-C	34	29 26
		
6/12 Pitch and up		
Perforated Ridge Vent A-PRIDGE-GG-C	30	29 26
		
5/12 Pitch and less		
Non-Perforated Ridge Vent A-NPRIDGE-GG-C	34	29 26
		
6/12 Pitch and up		
Non-Perforated Ridge Vent A-NPRIDGE-GG-C	30	29 26
		
5/12 Pitch and less		
Perforated Roof-To-Wall A-PRW-GG-C	20	29 26
		
Perforated Vent Flashing A-PVENT-GG-C	16	29 26
		

Item Description
Model #

	Girth (In.)	Gauge
"GG" = Gauge of material & "C" = Colour		
S-LOCK (EACH)		
A-SLOCK		
FLASHING - EXAMPLE (Hems = 2 Bends)		
Flashing (1 Bend)	6	30
A-FLASH1-GG-C		28
		26
		24
Flashing (2 Bends)	6	30
A-FLASH2-GG-C		28
		26
		24
Flashing (3 Bends)	6	30
A-FLASH3-GG-C		28
		26
		24
Flashing (4 Bends)	6	30
A-FLASH4-GG-C		28
		26
		24
Flashing (5 Bends)	6	30
A-FLASH5-GG-C		28
		26
		24
Flashing (6 Bends)	6	30
A-FLASH6-GG-C		28
		26
		24
Flashing (8 Bends)	6	30
A-FLASH8-GG-C		28
		26
		24